

CHiQ

SPLIT AIR CONDITIONERS

CQASQE18H4W (indoor) / CQASQC18H4W (outdoor)

18,000 BTU

Type: Wall-mounted Air Conditioner, Heat-Pump, DC Inverter, Wi-Fi Ready



CE



Make your imagination fly

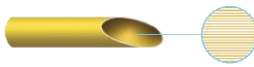
220togo, Inc. 2020

CHiQ


Features:

- * 220-240 Volts ~ 50-60 Hertz, 1 Phase
 - * Capacity: 18,000 BTU cooling/18,000 BTU heating
 - * DC Inverter
 - * R32 environmentally friendly refrigerant with excellent performance and stability
 - * Wi-Fi Ready (requires Tuya Smart App)
 - * Energy Class A++/A+
 - * Noise Level:
 - 38-44 dBA (Indoor, 18k)
 - 54 dBA (Outdoor, 18k)
 - * Cooling SEER: 6.1; Heating SCOP: 4.05
 - * Application Area: 25-40 m² / 269-430 sq. ft.


 - * C-Shaped Efficient Evaporator (15-30% increased heat exchange area)
 - * Hidden LED Display
 - * 4-Speed Fan: Low, Medium, High, Auto
 - * -15°C ~ 46°C Ambient Temperature
 - * 16°C ~ 32°C Operation Temperature
 - * Sleep, Eco and Turbo Modes
 - * Smart and Health (Air refreshing) Functions
 - * Dehumidifying (Dry) and Fan Only (Sweep) Functions
 - * Drip Prevention
 - * Auxiliary Electric Heating (AUH)
 - * Vertical Blades Position Change (V-Sweep) and Horizontal Blades Position Change (H-Sweep)
 - * 3-in-1 Interior Washable Dust Filter
 - * 1-16 hours On/Off Timer
 - * Child Lock
 - * Remote Control with large LCD display, easy-touch controls and mounting bracket
 - * Auto Restart
 - * Heater Overload and Cool Airflow Protection
 - * Freeze Prevention
 - * Hydrophilic Aluminum Fin in evaporator and Condenser improves cooling efficiency
 - * Tooth-Shaped Inner-Grooved Copper Tube (30-50% increased heat exchange efficiency)
- Normal Cooper Tube



Inner-grooved Cooper Tube



Tooth-shape Inner-grooved Cooper Tube


- * CE Approved, IEC Certified, RoHS Compliant
 - * International Parts Warranty

 - * Included: 3m Copper Tubing Kit and Connection Hoses

Specifications:

INDOOR:

Net (cm): **H** 22 x **W** 90 x **D** 29.1
Net (inches): **H** 8.7 x **W** 35.4 x **D** 11.45
Packed (inches): **H** 11.4 x **W** 38.2 x **D** 13.6
Net (Gross) Weight: 23.1 (27.5) lbs/ 10.5 (12.5) kg

Voltage: 220-240 Volts ~ 50-60 Hertz, 1 Phase

OUTDOOR:

Net (cm): **H** 58 x **W** 78.2 x **D** 36.5
Net (inches): **H** 22.8 x **W** 30.8 x **D** 14.3
Packed (inches): **H** 30.5 x **W** 40 x **D** 17.5
Net (Gross) Weight: 68.2 (72.6) lbs/ 31 (33) kg

Voltage: 220-240 Volts ~ 50-60 Hertz, 1 Phase

Inverter

