


CHiQ

SPLIT AIR CONDITIONERS

CQASQE24H4W (indoor) / CQASQC24H4W (outdoor)

24,000 BTU

Type: Wall-mounted Air Conditioner, Heat-Pump, DC Inverter, Wi-Fi Ready



CE



Make your imagination fly


220togo, Inc. 2020

CHiQ


Features:

- * 220-240 Volts ~ 50-60 Hertz, 1 Phase
 - * Capacity: 24,000 BTU cooling/24,000 BTU heating
 - * DC Inverter
 - * R32 environmentally friendly refrigerant with excellent performance and stability
 - * Wi-Fi Ready (requires Tuya Smart App)
 - * Energy Class A++/A+
 - * Noise Level:
 - 40-46 dBA (Indoor, 24k)
 - 57 dBA (Outdoor, 24k)
 - * Cooling SEER: 6.1; Heating SCOP: 4.05
 - * Application Area: 35-50 m² / 376-538 sq. ft.


 - * C-Shaped Efficient Evaporator (15-30% increased heat exchange area)
 - * Hidden LED Display
 - * 4-Speed Fan: Low, Medium, High, Auto
 - * -15°C ~ 46°C Ambient Temperature
 - * 16°C ~ 32°C Operation Temperature
 - * Sleep, Eco and Turbo Modes
 - * Smart and Health (Air refreshing) Functions
 - * Dehumidifying (Dry) and Fan Only (Sweep) Functions
 - * Drip Prevention
 - * Auxiliary Electric Heating (AUH)
 - * Vertical Blades Position Change (V-Sweep) and Horizontal Blades Position Change (H-Sweep)
 - * 3-in-1 Interior Washable Dust Filter
 - * 1-16 hours On/Off Timer
 - * Child Lock
 - * Remote Control with large LCD display, easy-touch controls and mounting bracket
 - * Auto Restart
 - * Heater Overload and Cool Airflow Protection
 - * Freeze Prevention
 - * Hydrophilic Aluminum Fin in evaporator and Condenser improves cooling efficiency
 - * Tooth-Shaped Inner-Grooved Copper Tube (30-50% increased heat exchange efficiency)
- Normal Copper Tube



Inner-grooved Copper Tube



Tooth-shape Inner-grooved Copper Tube


- * CE Approved, IEC Certified, RoHS Compliant
 - * International Parts Warranty

 - * Included: 3m Copper Tubing Kit and Connection Hoses

Specifications:

INDOOR:

Net (cm): **H** 23.5 x **W** 102.5 x **D** 32
Net (inches): **H** 9.25 x **W** 40.35 x **D** 12.6
Packed (inches): **H** 12.4 x **W** 43.5 x **D** 16
Net (Gross) Weight: 30.8 (36.3) lbs/ 14 (16.5) kg
Voltage: 220-240 Volts ~ 50-60 Hertz, 1 Phase

OUTDOOR:

Net (cm): **H** 72 x **W** 86 x **D** 32
Net (inches): **H** 28.3 x **W** 33.8 x **D** 12.6
Packed (inches): **H** 30.5 x **W** 40 x **D** 17.5
Net (Gross) Weight: 96.8 (105.6) lbs/ 44 (48) kg
Voltage: 220-240 Volts ~ 50-60 Hertz, 1 Phase

Inverter

